

DREAMWORKS
**GABBY'S
DOLLHOUSE**



Quick Start Guide



Gabby's Dollhouse Pandypaws' Paw- Tastic Watch

We aim to reduce our environmental impact and have reduced the amount of paper used for our printed manuals. The full version of the manual is available online through the following link or by scanning the QR code.

For USA



vtechkids.com/guides

For Canada



vtechkids.ca/en/guides

For AUS/NZ



[vtech.com.au/support/
product_manuals](https://vtech.com.au/support/product_manuals)

Read our complete warranty policy online at
vtechkids.com/warranty vtechkids.ca/warranty



DreamWorks Gabby's Dollhouse
© DreamWorks Animation LLC.

TM & © 2023 VTech Holdings Limited.
All rights reserved.
Printed in China.
91-004434-001-000 (US) (CAN)

INCLUDED IN THE PACKAGE

- One **Pandy Paws' Paw-Tastic Watch**
- One CR2450 battery
- Quick Start Guide

WARNING:

All packing materials such as tape, plastic sheets, packaging locks, removable tags, cable ties, cords and packaging screws are not part of this toy, and should be discarded for your child's safety.

NOTE:

Please keep this Quick Start Guide as it contains important information.

ATTENTION :

Pour la sécurité de votre enfant, débarrassez-vous de tous les produits d'emballage tels que rubans adhésifs, feuilles de plastique, attaches, étiquettes, cordons et vis d'emballage. Ils ne font pas partie du jouet.

NOTE :

Il est conseillé de conserver ce guide de démarrage rapide car il comporte des informations importantes.

Important Note

- Do not place the watch under running water.
- Do not submerge. Not suitable for showering, bathing or swimming.
- Keep the cover closed when the watch is not in use.

Note

- Ne pas mettre la montre sous l'eau.
- Ne pas immerger la montre et ne pas l'utiliser sous la douche et dans le bain.
- Garder le clapet fermé lorsque la montre n'est pas utilisée.

WARNING

People with very sensitive skin may notice some irritation after wearing the **Pandy Paws' Paw-Tastic Watch** for extended periods of time. The skin may become irritated when moisture, sweat, soap, or other irritants get trapped under the wristband and are left in contact with the skin. To prevent this, we suggest children remove the watch before going to bed for the night, take the watch off if it's feeling uncomfortable, and keep their wrist and the band clean and dry.

In addition, wearing the watch too tightly may also cause irritation. Make sure the fit is good - tight enough so the watch stays in place but not so tight that it's uncomfortable. If you notice any redness, swelling, or other irritation, you may want to consult a doctor before wearing the watch again.

PRÉCAUTIONS D'UTILISATION

Comme avec d'autres objets portés près du corps de manière prolongée, **La montre-jeu interactive** pourrait éventuellement provoquer une irritation. L'humidité, la transpiration, l'eau savonneuse ou d'autres agents irritants peuvent s'incruster sous le bracelet et rester en contact avec la peau. En prévention, nous recommandons fortement aux enfants de ne pas porter la montre pendant la nuit, de l'enlever dès le moindre signe d'irritation, et de garder le bracelet sec et propre. Par ailleurs, vérifiez que le bracelet de votre enfant ne soit ni trop serré, ni trop lâche. Si vous observez des rougeurs, gonflements ou autre irritation, veuillez consulter un médecin avant de remettre la montre.

INSTRUCTIONS


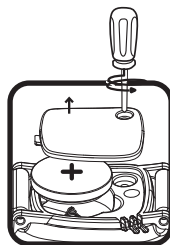
Power Source

The **Pandy Paws' Paw-Tastic Watch** operates using one CR2450 battery. The CR2450 battery included with the product is for demo purposes only.

BATTERY REMOVAL AND INSTALLATION

NOTE: For best performance, remove the factory-installed battery from the Pandy Paws' Paw-Tastic Watch and use a new battery.

1. Make sure the watch cover is closed.
2. Find the battery cover located on the back of the unit, use a screwdriver to loosen the screw and then open the battery cover.
3. Use the screwdriver to push the metal piece according to the diagram. Remove the battery when one end of the battery pops up.
4. Follow the diagram inside the battery box to install one new CR2450 battery, press it into the battery room.
5. Replace the battery cover and tighten the screw to secure.



WARNING:

Adult assembly required for battery installation.

Keep batteries out of reach of children.



ATTENTION :

Les piles ou accumulateurs doivent être installés par un adulte.

Tenir les piles ou accumulateurs hors de portée des enfants.



WARNING:

Contains coin battery.

A coin battery can cause severe or fatal injuries in 2 hours or less if it is swallowed or placed inside any part of the body.

Individual battery is hazardous. Dispose of used batteries immediately.

Keep new and used batteries away from children. If you think batteries might have been swallowed or placed inside any part of the body, seek immediate medical attention.



ATTENTION :

Contient une pile bouton au lithium.

Une pile bouton au lithium peut causer en moins de deux heures des brûlures chimiques internes graves pouvant conduire à la mort en cas d'ingestion ou d'introduction à l'intérieur d'une partie quelconque du corps.

Mettre immédiatement au rebut les piles ou accumulateurs usagés. Tenir les piles ou accumulateurs neufs et usagés hors de la portée des enfants. Si des piles ou accumulateurs ont pu être ingérés ou placés à l'intérieur d'une partie quelconque du corps, contactez immédiatement un centre antipoison.

Australia

If you think batteries might have been swallowed or placed inside any part of the body, immediately call the 24-hour Poisons Information Centre on 13 11 26 for fast, expert advice.

IMPORTANT: BATTERY INFORMATION

- Insert batteries with the correct polarity (+ and -).
- Do not mix old and new batteries.
- Do not mix alkaline, standard (carbon-zinc) or rechargeable batteries.
- Only batteries of the same or equivalent type as recommended are to be used.
- Do not short-circuit the supply terminals.
- Remove batteries during long periods of non-use.
- Remove exhausted batteries from the toy.
- Dispose of batteries safely. Do not dispose of batteries in fire.

RECHARGEABLE BATTERIES:


- Remove rechargeable batteries (if removable) from toy before charging.
- Rechargeable batteries are only to be charged under adult supervision.
- Do not charge non-rechargeable batteries.

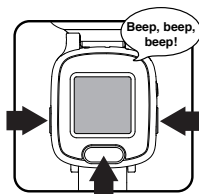
Activate Normal Play

When you use the watch for the first time, you must unlock it from Try-Me mode to play. To unlock from Try-Me mode, open the Cover, and press the **Left + Right + OK Buttons** together for approximately five seconds. You will then hear three beeping sounds to indicate it has been unlocked. Press any button to activate the watch and set the time.

Press the **Left or Right Button** to select, then press the **OK Button** to confirm and move to the next option. A tick will be displayed when the setting is complete.

Note:

- When the battery level is low , most functions on the watch may not be activated, except for the clock display. It is recommended to install a new battery as soon as possible before further use.
- If the battery level is too low and cannot keep the clock running, you will need to enter the time again after the battery has been replaced.



CARE & MAINTENANCE

1. Keep the unit clean by wiping it with a slightly damp cloth.
2. Keep the unit out of direct sunlight and away from any direct heat sources.
3. Remove the batteries if the unit will not be in use for an extended period of time.
4. Do not drop the unit on hard surfaces and do not expose the unit to moisture or water.

TROUBLESHOOTING

If for some reason the program/activity stops working or malfunctions, please follow these steps:

1. Interrupt the power supply by removing the battery.
2. Let the unit stand for a few minutes, then replace the battery.
3. The unit should now be ready to use again.
4. If the unit still does not work, install a new battery.

IMPORTANT NOTE:

If the problem persists, please call our Consumer Services Department at 1-800-521-2010 in the U.S., 1-877-352-8697 in Canada, or by going to our website vtechkids.com and filling out our Contact Us form located under the Customer Support link. Creating and developing VTech products is accompanied by a responsibility that we take very seriously. We make every effort to ensure the accuracy of the information, which forms the value of our products. However, errors sometimes can occur. It is important for you to know that we stand behind our products and encourage you to contact us with any problems and/or suggestions you might have. A service representative will be happy to help you.

NOTE

This equipment has been tested and found to comply with the limits for a Class B digital device, pursuant to Part 15 of the FCC Rules. These limits are designed to provide reasonable protection against harmful interference in a residential installation. This equipment generates, uses and can radiate radio frequency energy and, if not installed and used in accordance with the instructions, may cause harmful interference to radio communications. However, there is no guarantee that interference will not occur in a particular installation. If this equipment does cause harmful interference to radio or television reception, which can be determined by turning the equipment off and on, the user is encouraged to try to correct the interference by one or more of the following measures:

- Reorient or relocate the receiving antenna.
- Reorient or relocate the receiving antenna
- Increase the separation between the equipment and receiver
- Connect the equipment into an outlet on a circuit different from that to which the receiver is connected.

CAUTION

Changes or modifications not expressly approved by the party responsible for compliance could void the user's authority to operate the equipment.

Supplier's Declaration of Conformity

47 CFR § 2.1077 Compliance Information

Trade Name: VTech®
Model: 561800
Product Name: Gabby's Dollhouse Pandy Paws' Paw-Tastic Watch
Responsible Party: VTech Electronics North America, L.L.C.
Address: 1156 W. Shure Drive, Suite 200
Arlington Heights, IL 60004
Website: vtechkids.com

THIS DEVICE COMPLIES WITH PART 15 OF THE FCC RULES. OPERATION IS SUBJECT TO THE FOLLOWING TWO CONDITIONS: (1) THIS DEVICE MAY NOT CAUSE HARMFUL INTERFERENCE, AND (2) THIS DEVICE MUST ACCEPT ANY INTERFERENCE RECEIVED, INCLUDING INTERFERENCE THAT MAY CAUSE UNDESIRE OPERATION.
CAN ICES-003 (B)/NMB-003(B)